PART NUMBER	ITEM ① BODY	ITEM ② CONTACT	ITEM ③ INSULATOR	ITEM ④ INSULATOR	PACKAGING
133-3711-301	BRASS GOLD PL .00001 MIN OVER NICKEL PL .00005 MIN OVER COPPER PL .00005 MIN	BERYLLIUM COPPER GOLD PL .00003 MIN OVER NICKEL PL .00005 MIN OVER COPPER PL .00005 MIN	TEFLON	TEFLON	BULK PACK 25 PCS.
133-3711-302	BRASS GOLD PL .00001 MIN OVER NICKEL PL .00005 MIN OVER COPPER PL .00005 MIN	BERYLLIUM COPPER GOLD PL .00003 MIN OVER NICKEL PL .00005 MIN OVER COPPER PL .00005 MIN	TEFLON	TEFLON	TAPE AND REEL 750 PCS. PER FIG 1
133-3711-303	BRASS GOLD PL .00001 MIN OVER NICKEL PL .00005 MIN OVER COPPER PL .00005 MIN	BERYLLIUM COPPER GOLD PL .00003 MIN OVER NICKEL PL .00005 MIN OVER COPPER PL .00005 MIN	TEFLON	TEFLON	NONE
133-3711-307	BRASS TIN PL .00015 MIN OVER NICKEL PL .00003 MIN OVER COPPER PL .00003 MIN	BERYLLIUM COPPER GOLD PL .00003 MIN OVER NICKEL PL .00005 MIN OVER COPPER PL .00005 MIN	TEFLON	TEFLON	BULK PACK 25 PCS.
133-3711-308	BRASS TIN PL .00015 MIN OVER NICKEL PL .00003 MIN OVER COPPER PL .00003 MIN	BERYLLIUM COPPER GOLD PL .00003 MIN OVER NICKEL PL .00005 MIN OVER COPPER PL .00005 MIN	TEFLON	TEFLON	TAPE AND REEL 750 PCS. PER FIG 1
133-3711-309	BRASS TIN PL .00015 MIN OVER NICKEL PL .00003 MIN OVER COPPER PL .00003 MIN	BERYLLIUM COPPER GOLD PL .00003 MIN OVER NICKEL PL .00005 MIN OVER COPPER PL .00005 MIN	TEFLON	TEFLON	NONE

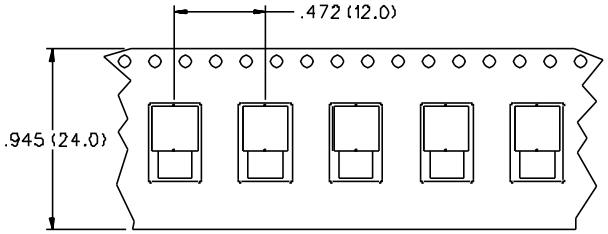

FIG 1

2:1

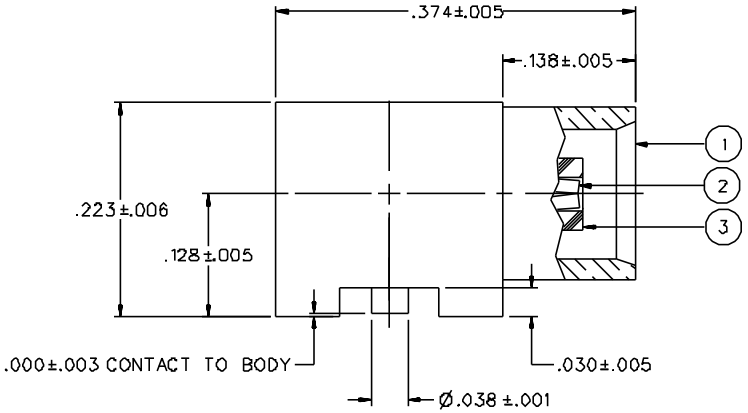

NOTES:

1. SPECIFICATIONS:

IMPEDANCE: 50 OHMS
FREQUENCY RANGE: 0-6 GHz
VSWR: NOT APPLICABLE
WORKING VOLTAGE: 335 VRMS MAX AT SEA LEVEL
DIELECTRIC WITHSTANDING VOLTAGE: 1000 VRMS MIN AT SEA LEVEL
INSULATION RESISTANCE: 10000 MEGOHM MIN
CONTACT RESISTANCE:
CENTER CONTACT - INITIAL 5 MILLIOHM MAX, AFTER ENVIRONMENTAL 8 MILLIOHM MAX
OUTER CONDUCTOR - GOLD PLATED INITIAL 1 MILLIOHM MAX, AFTER ENVIRONMENTAL 1.5 MILLIOHM MAX
NICKEL PLATED INITIAL 2.5 MILLIOHM MAX, AFTER ENVIRONMENTAL 3.5 MILLIOHM MAX
BRAID TO BODY - NOT APPLICABLE
CORONA LEVEL: 250 VOLTS MINIMUM AT 70,000 FEET
INSERTION LOSS: NOT APPLICABLE
RF LEAKAGE: NOT APPLICABLE
RF HIGH POTENTIAL WITHSTANDING VOLTAGE: 600 VRMS AT 4 AND 7 MHZ

MECHANICAL:

ENGAGE/DISENGAGE FORCE: 5.6 LBS MAX ENGAGEMENT
1.0 LB MIN DISENGAGEMENT
8.0 LBS MAX DISENGAGEMENT
CONTACT RETENTION FORCE: NOT APPLICABLE
CONTACT RETENTION TORQUE: NOT APPLICABLE
COUPLING MECHANISM RETENTION: NOT APPLICABLE
CABLE ACCEPTABILITY: NOT APPLICABLE
CABLE HEX CRIMP SIZE: NOT APPLICABLE
CABLE RETENTION: NOT APPLICABLE
DURABILITY: 500 CYCLES MIN

ENVIRONMENTAL:

(MEETS OR EXCEEDS THE APPLICABLE PARAGRAPH OF MIL-C-39012)
THERMAL SHOCK: MIL-STD-202, METHOD 107, CONDITION F
OPERATING TEMPERATURE: -65 DEG C TO 165 DEG C
CORROSION: MIL-STD-202, METHOD 101, CONDITION B
SHOCK: MIL-STD-202, METHOD 213, CONDITION B
VIBRATION: MIL-STD-202, METHOD 204, CONDITION B
MOISTURE: MIL-STD-202, METHOD 106

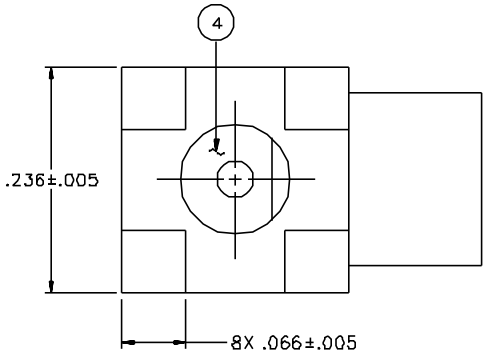

RECOMMENDED SOLDER LAND PATTERN*

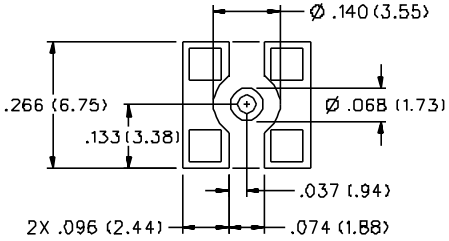

* NOTE: THIS PATTERN IS FOR REFERENCE ONLY. PATTERN MAY VARY DEPENDING ON ASSEMBLY PROCESS, BOARD TYPE, OR SPECIFIC ELECTRICAL OR MECHANICAL REQUIREMENTS.

DRAWING NO. C - 133-3711-301/310

0	REVISIONS				
ENGINEERING RELEASE					
1	8-23-95	RH	CK	SH	8-29-95 ECN 43666
CHANGED: -307 ITEM 1 BODY TIN PL .00015 MIN OVER NICKEL PL .00003 MIN OVER COPPER PL .00003 MIN WAS TIN PL .0002 MIN OVER NICKEL PL .0001 MIN OVER COPPER PL .0005 MIN					
1a	12-5-95	RH	TAR	PAH	12-8-95 ECN 43786
ADDED: TAPE AND REEL PARTS -302 & -308, FIG 1					
1b	1-22-96	RH	SWA	RJB	1-29-96 ECN 43861
CHANGED: 750 PCS WAS 500 PCS					
1c	12-1-98	RH	JAB	RJB	PAH 12-4-98 ECN 46031
CHANGED: .000+-.003 WAS .003 +-.006					
2	4-21-99	RH	TJB	BB	ECN 46293
CHANGED: .374+-.005 WAS .374+-.010, .223+-.006 WAS .223+-.015, .128 +-.005 WAS .128+-.010, 3.0 LBS TYPICAL DISENGAGEMENT 1.0 LB MIN WAS 5 LBS TYPICAL DISENGAGEMENT					
2a	2-14-00	RH	JAB	RJB	2-29-00 ECN 46980
ADDED: P/N'S 133-3711-303 AND 133-3711-309					
* REVISION NUMBER FOLLOWED BY AN ALPHA * CHARACTER INDICATES DRAWING CLARIFI- * CATION OR PART NUMBER ADDITION ONLY. *					
2b	10-02-01	RH	KAR	RJB	ECN 47897
UPDATED 'D' FLAT INSULATOR					
3	9-11-01	TJB			ECN 48025

CUSTOMER DRAWING

THIS DRAWING TO BE INTERPRETED PER ANSI Y 14.5M - 1982

"μSTATION"

COMPANY CONFIDENTIAL

TOLERANCE UNLESS OTHERWISE SPECIFIED		DRAWN BY SWC	DATE 7-28-95	JOHNSON	Cinch Connectivity Solutions 299 Johnson Ave. Ste. 100 Waseca, MN 56093 1-800-247-8256
DECIMALS .XX	mm	CHECKED BY SWC	DATE 8-23-95	TITLE JACK ASSEMBLY RA SURFACE MOUNT MCX	
.XXX		APPROVED BY TAK	DATE 8-24-95		
MATL		APPROVED BY RJB	DATE 8-24-95	CODE NO.	DRAWING NO. C - 133-3711-301/310
FINISH		RELEASE DATE 8-29-95		SCALE 10:1	U/M INCH SHEET 2 OF 2