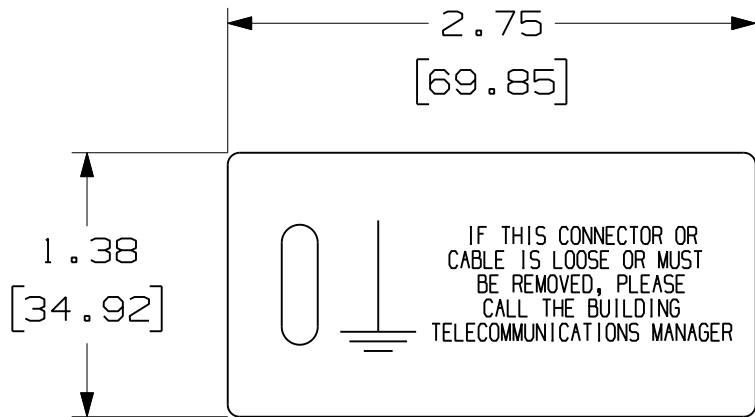




THIS COPY IS PROVIDED ON A RESTRICTED BASIS AND IS NOT TO BE USED IN ANY WAY DETRIMENTAL TO THE INTERESTS OF PANDUIT CORP.



PART NUMBER	MAT'L COLOR	LEGEND COLOR	SIDE 1 LEGEND	SIDE 2 LEGEND
PT-BGND	YELLOW	GREEN	 <p>IF THIS CONNECTOR OR CABLE IS LOOSE OR MUST BE REMOVED, PLEASE CALL THE BUILDING TELECOMMUNICATIONS MANAGER</p>	 <p>IF THIS CONNECTOR OR CABLE IS LOOSE OR MUST BE REMOVED, PLEASE CALL THE BUILDING TELECOMMUNICATIONS MANAGER</p>
PT-TGND	YELLOW	BLACK	<p>WARNING IF THIS CLAMP OR WIRE IS LOOSE OR MUST BE REMOVED PLEASE CALL TELEPHONE CO. REPAIR SERVICE</p>	<p>WARNING IF THIS CLAMP OR WIRE IS LOOSE OR MUST BE REMOVED PLEASE CALL TELEPHONE CO. REPAIR SERVICE</p>
PT-GND	YELLOW	BLACK	<p>WARNING GROUND WIRE DO NOT REMOVE</p>	<p>WARNING GROUND WIRE DO NOT REMOVE</p>

NOTES:

1. DIMENSIONS IN [] ARE MILLIMETERS.
2. 100 TAGS PER PKGS.

										CAD FILENAME/LAYERS	
										100318JQ_DC_C10756/00A	
										PANDUIT CORP. TINLEY PARK, ILLINOIS	
										CUSTOMER DRAWING PT TAGS	
										UNLESS OTHERWISE SPECIFIED, DIMENSIONAL TOLERANCES ARE: (.X) ± .1 (XXX) ± .015 (.XX) ± .062 ANGLES ± 5°	
										UNLESS OTHERWISE SPECIFIED, ALL DIMENSIONS ARE GIVEN IN INCHES, THIRD ANGLE PROJECTION.	
										DRAWN BY RVU	MAT'L: GMPE 20 MIL POLYESTER
										SCALE NTS	DWG A
0	1/21/09	RVU		DRAWING RELEASE.	5647	R				DATE 01/21/09	DRAWING NO. C10756
REV	DATE	BY	CHK	DESCRIPTION	ECN	R	CUST	SUP		CHK'D	SIZE