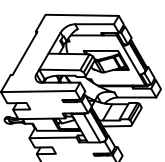
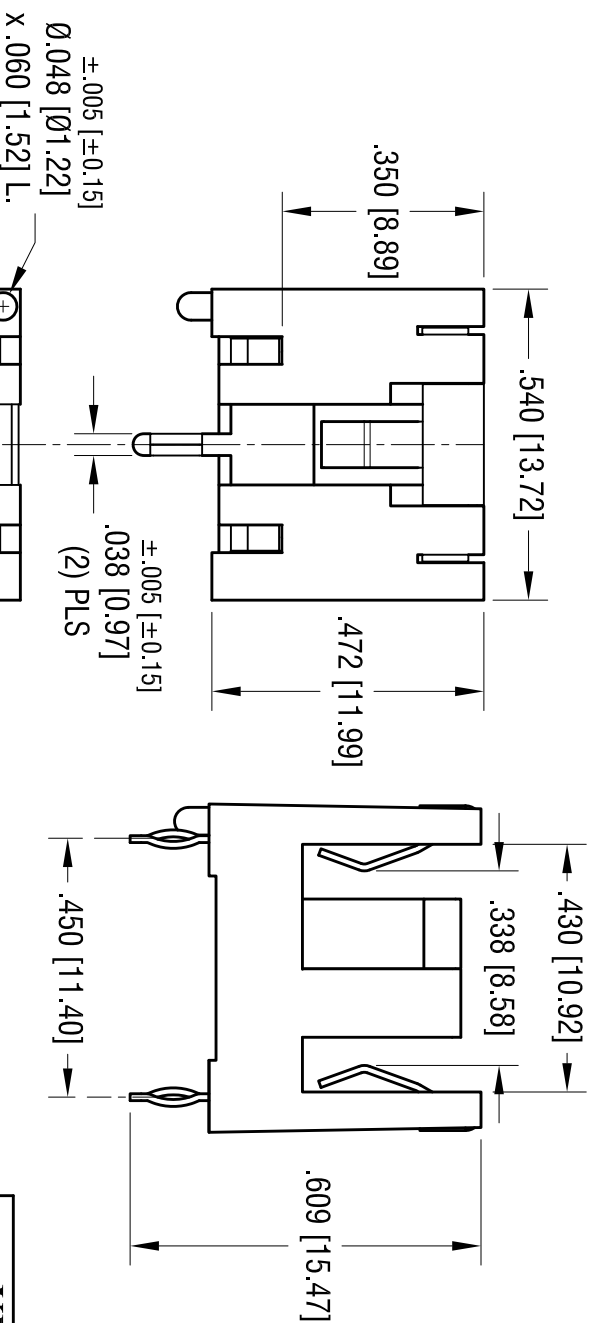
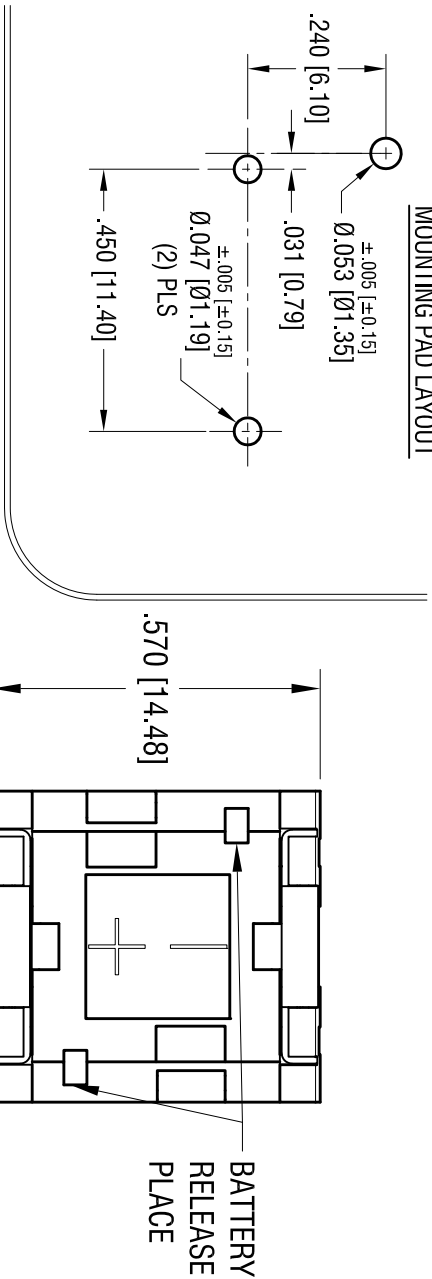
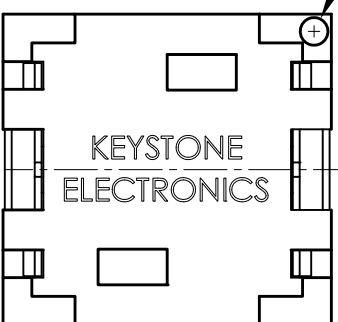


MOUNTING PAD LAYOUT



ACTUAL SIZE

- NOTE:**
1. CONTACT: MAT'L- .012 [0.30]THK PHOSPHOR BRONZE
FINISH- GOLD PLATE
 2. HOUSING: MAT'L- HEAT RESISTANCE NYLON (UL94V-0)



DATE	DESCRIPTION	REV.
8.6.15	ECN 15-076, PLATING WAS TIN PL	A

KEYSTONE ELECTRONICS CORP.
 www.keyleco.com • ASTORIA, N.Y. 11105-2017 • Tel (718) 956-8900

PART NAME
1/3 N HORIZONTAL PC HOLDER

MATERIAL
AS NOTED

FINISH
AS NOTED

DRN BY NT
DATE 4.27.10

App'd LN
SCALE 3X

TOLERANCES	INCH	[MM]	CODE	DWG NO.
DECIMAL	± .010	[± 0.25]	C	503
ANGULAR	± 1°			

THIS DOCUMENT IS THE PROPERTY OF KEYSTONE ELECTRONICS CORP. AND SHALL NOT BE REPRODUCED, DISTRIBUTED OR USED AS A BASIS FOR MANUFACTURE WITHOUT PRIOR WRITTEN PERMISSION FROM KEYSTONE ELECTRONICS CORP.